

The background of the slide is a large, irregular orange watercolor splash. The splash is centered and has a textured, painterly appearance with various shades of orange and yellow. It has several smaller splatters and droplets extending outwards from the main shape, particularly towards the top and bottom edges. The overall effect is vibrant and artistic.

US Universities During COVID-19: Community Relations

Sergei A. Samoilenko, George Mason University

COVID-19 observations and accompanying dataset of non-pharmaceutical interventions across U.S. universities

Cevasco KE, North HM, Zeitoun SA, Wofford RN, Matulis GA, Gregory AF, et al. (2020). COVID-19 observations and accompanying dataset of non-pharmaceutical interventions across U.S. universities, March 2020. PLoS ONE 15(10): e0240786.

<https://doi.org/10.1371/journal.pone.0240786>

- Cevasco and colleagues examined when and if universities made four types of decisions between February 25 and March 31, 2020: moving courses online, discouraging campus housing, canceling travel, closing campus, and remote working.
- About 75% of universities implemented all five of these recommendations, 93% implemented four, and 98% implemented at least three.

Campus COVID-19 Data

Mason is monitoring a variety of COVID-19 indicators that help the management to curb the spread of the virus within the university.



Data Updated as of
11/23/20

About our testing procedures:

George Mason University conducts diagnostic and surveillance testing on a regular basis. Diagnostic testing is conducted for students who are symptomatic or determined to have COVID-19 by the local health department. The university conducts surveillance testing on asymptomatic students at various testing sites. Students, faculty, and staff are randomly selected using a surveillance testing method. The university tests 12.5% of all residential students, 12.5% of all employees in high-risk populations. Student athletes are tested per NCAA guidelines. Test results are typically returned within 48 hours.

About this dashboard:

This dashboard is updated daily by GMU University Business Consulting, using data provided by GMU Management, Student Health Services, and local health departments.

New Positives (11/23/20)	Active Positives (Past 14 days)	Tests this Week (11/22/20 - 11/23/20)	Tested Positive Percent (since 8/17/20)	Total Positives (since 8/17/20)
Students 6	Students 36	Students 36	Students 0.7%	Students 159
Employees 0	Employees 14	Employees 6	Employees 0.1%	Employees 43

New Cases: Cases reported on 11/23/20. **Active Cases:** Positive cases documented within the last 14 days, either self-reported or detected from surveillance or diagnostic testing. **Test Percent Positive:** Cumulative asymptomatic surveillance and symptomatic diagnostic positive tests divided by the cumulative number of tests conducted.

Students in On-Campus Isolation & Quarantine

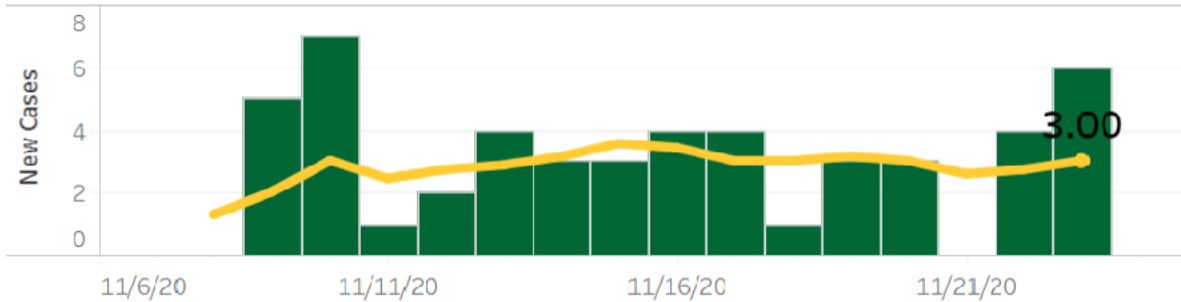
20

1.4%

 Quarantine  Isolation  Capacity

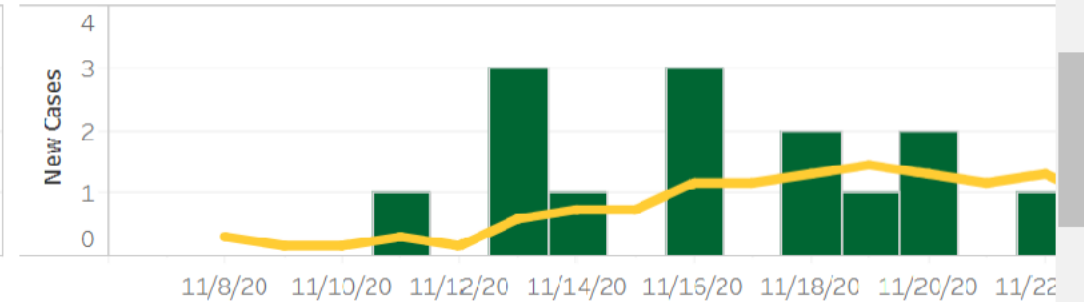
Quarantine: Students who have had close contact with someone who has tested positive for Covid-19. **Isolation:** Students who have tested positive or have symptoms of Covid-19 and are awaiting test results.

Daily Positive Student Tests - Last 3 Weeks

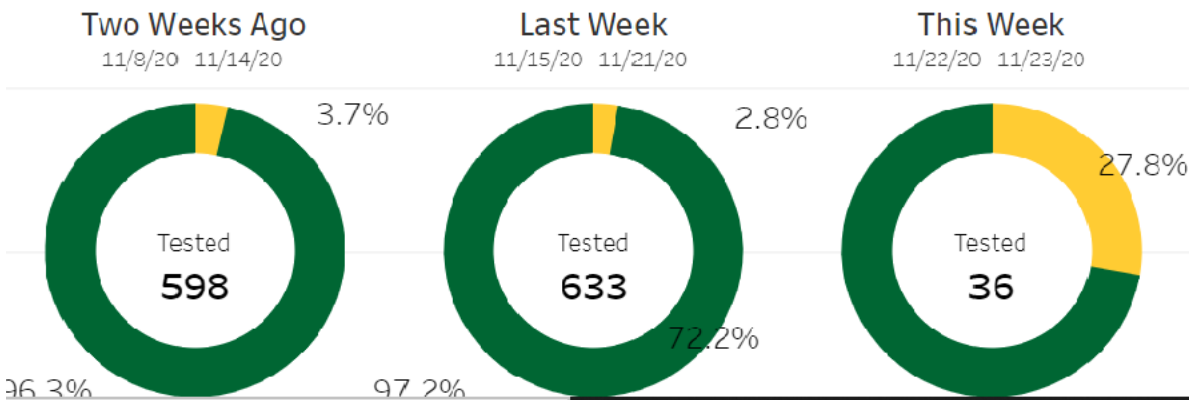


 New Cases  7-Day Average

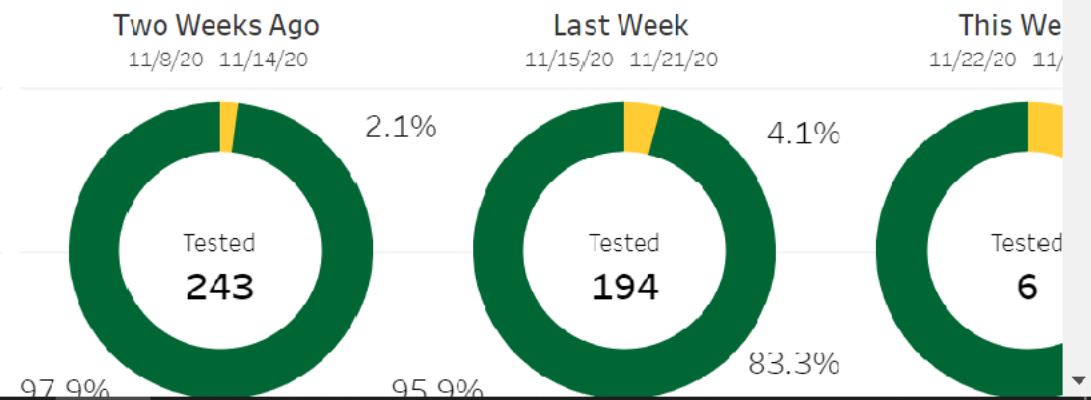
Daily Positive Employee Tests - Last 3 Weeks



Student Positive Test Rate - Last 3 Weeks



Employee Positive Test Rate - Last 3 Weeks



Student Emergency Assistance Funding

Emergency funding is available to students who experience unexpected financial situations and meet the eligibility criteria outlined below.

For Fall 2020, students can request up to \$999 OR \$1,000 and greater.

Mason robots deliver meals to senior citizens

Mason robots deliver meals and groceries to Fairfax City residents during the coronavirus crisis.





Спасибо за внимание

Email: ssamoyle@gmu.edu